

# Students Online Application System



內政部移民署  
NATIONAL IMMIGRATION AGENCY

中文

Foreign and Overseas Chinese  
Mainland China, Hong Kong and Macao  
Nationals without registered household in the Taiwan Area

## Students Online Application System





### Online Application

If students apply by themselves, please choose the type of identity first.

Foreign students and Overseas Chinese students	Nationals without registered household in the Taiwan Area (Students)
--	--

#### Information For Foreigners In Taiwan

Domestic : 0800-024-111  
Overseas : 886-800-024-111

#### The office hours of the NIA's service centers nationwide

08:00-17:00  
through the lunch hour from Monday to Friday.

#### Service Line of Computer Operation/ System Maintenance

02-27967162  
from 08:30-17:30  
Monday to Friday

# How to apply online for the ARC ?

- A** Prepare required documents
- B** Create and activate an account  
<https://coa.immigration.gov.tw/coa-frontend/foreign-student/individual/login>
- C** Log in to the account to fill in the application form and upload required documents
- D** Pay after approval
- E** Print out the Electronic ARC/ Download the receipt and get the ARC at NIA service centers

# A. Required documents

Items	Photo (2x2 inches)	Passport	Resident Visa	Proof of Accommodation	ARC	Admission Permit or Certificate	Other Supporting Documents (Optional)
First- time ARC application (accepted by a school but not yet enrolled)	✓	✓	✓	✓		✓Certificate of Admission Permit	
First- time ARC application (enrolled)	✓	✓	✓	✓		✓Certificate of Enrollment or student ID	
ARC extension application	✓	✓			✓	✓Certificate of Enrollment /student ID with a valid registration stamp	
Change of ARC information application	✓	✓			✓		✓ex: renewal of passport, police statements or reports of lost ARC, lease or proof of dormitory payment

# A. Required documents

## 1. Photo 2X2 inches



format : JPG

file size : 4KB-512KB

pixels : 413 X 561

## 2. All documents must be scanned and uploaded



format : JPG|JPEG|PNG|BMP|PDF

file size : 4KB-512KB

Passport or ID card (both front and back page)

Chinese translation of required documents

# B. Open the Students Online Application System home page

## 1. Click “foreign students and overseas Chinese students”

## 2. Read the notice and click “I want to apply”

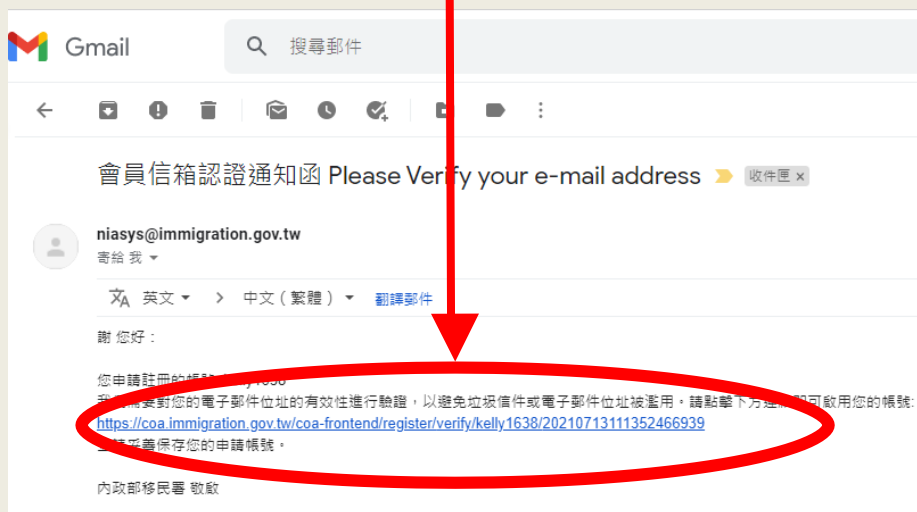
### 3. Create an account and remember to activate the account by clicking the link e-mailed to you

中華民國內政部移民署 NATIONAL IMMIGRATION AGENCY, REPUBLIC OF CHINA(TAIWAN)  
外國與外僑、大陸與港澳、無戶籍國民學生線上申辦系統  
Students Online Application System

Alien Resident Certificate Application for Foreign Students and Overseas Chinese Students - Register

Name in Chinese English surname \*English given name \*Nationality  
Date of Birth \*Gender Please select \*Passport No.  
\*Contact Phone Number EXT \*Email  
\*Login Account \*Login Password \*Re-Enter Login Password  
Please remember your account number.  
The password should be 8 characters at least with 1 lower-case English letter and 1 Arabic number at least.

Register Clear



### 4. Choose the type of application and click "New applicant"

中華民國內政部移民署 NATIONAL IMMIGRATION AGENCY, REPUBLIC OF CHINA(TAIWAN)  
外國與外僑、大陸與港澳、無戶籍國民學生線上申辦系統  
Students Online Application System

Application Case Status Check Online Payment Account

ARC Application for Foreign Students and Overseas Chinese Students

Application Details

First-time ARC Application of Foreign Students and Overseas Chinese Students

Extension Application (including Change of ARC Information)

ARC Replacement (unregistered e-ARC to registered IC ARC)

Change of ARC Information Application for Foreign Students and Overseas Chinese Students

photo 選擇檔案 沒有選擇檔案 Clear

Students and Overseas Chinese Students entering Taiwan for study

of Study degree Please select

中華民國內政部移民署 NATIONAL IMMIGRATION AGENCY, REPUBLIC OF CHINA(TAIWAN)  
外國與外僑、大陸與港澳、無戶籍國民學生線上申辦系統  
Students Online Application System

Application Case Status Check Online Payment Account

ARC Application for Foreign Students and Overseas Chinese Students

New Applicant

Item Application ID Act

## 5. select your program and status of study

中華民國內政部移民署 NATIONAL IMMIGRATION AGENCY  
REPUBLIC OF CHINA(TAIWAN)  
外國與外僑、大陸與港澳、無戶籍國民學生線上申辦系統  
Students Online Application System

Application - Case Status Check - Online Payment -

ARC Application for Foreign Students and Overseas Chinese

\*Please select identity: Foreign Student

\*Program of Study: Please select

\*Status of Study: Please select

Who is the exchange student should be issued

Send Clear

Copyright © NATIONAL IMMIGRATION AGENCY Address : No. 15, Guangzhou St., Zhongzheng Dist., Taipei  
Enquiry hotline for computer operation/ Customer Service ( Six Lines ) : +886 (02)2796-7162 ; Service Hotline for Foreigners in Taiwan (international)  
Counter service hours: Monday to Friday 08:00-17:00, no lunch break. Service hotline for Foreigners in Taiwan (international)

Identity

- Visa type
- **FS, FR**-> foreign students
- **FC**-> overseas Chinese students

Program

- Choose your program of study

Status

- I have an admission permit -> **"accepted by a school but not enrolled"**
- I already have my certificate of enrollment or student ID with a valid registration stamp -> **"enrolled"**


# C. Fill in the application form and upload documents

中華民國內政部移民署 NATIONAL IMMIGRATION AGENCY  
REPUBLIC OF CHINA(TAIWAN)  
外國與外僑、大陸與港澳、無戶籍國民學生線上申辦系統  
Students Online Application System

Application Case Status Check Online Payment Account

### ARC Application for Foreign Students and Overseas Chinese Students

#### Application Details



\*Upload Photo  沒有選擇檔案

\*Eligibility  
Foreign students and Overseas Chinese Students entering Taiwan for study

\*Program of Study  
Master's Degree

\*School

\*Status of Study  
Received but not enrolled

[照片範例說明](#)

\*1. Admission Permit or Certificate

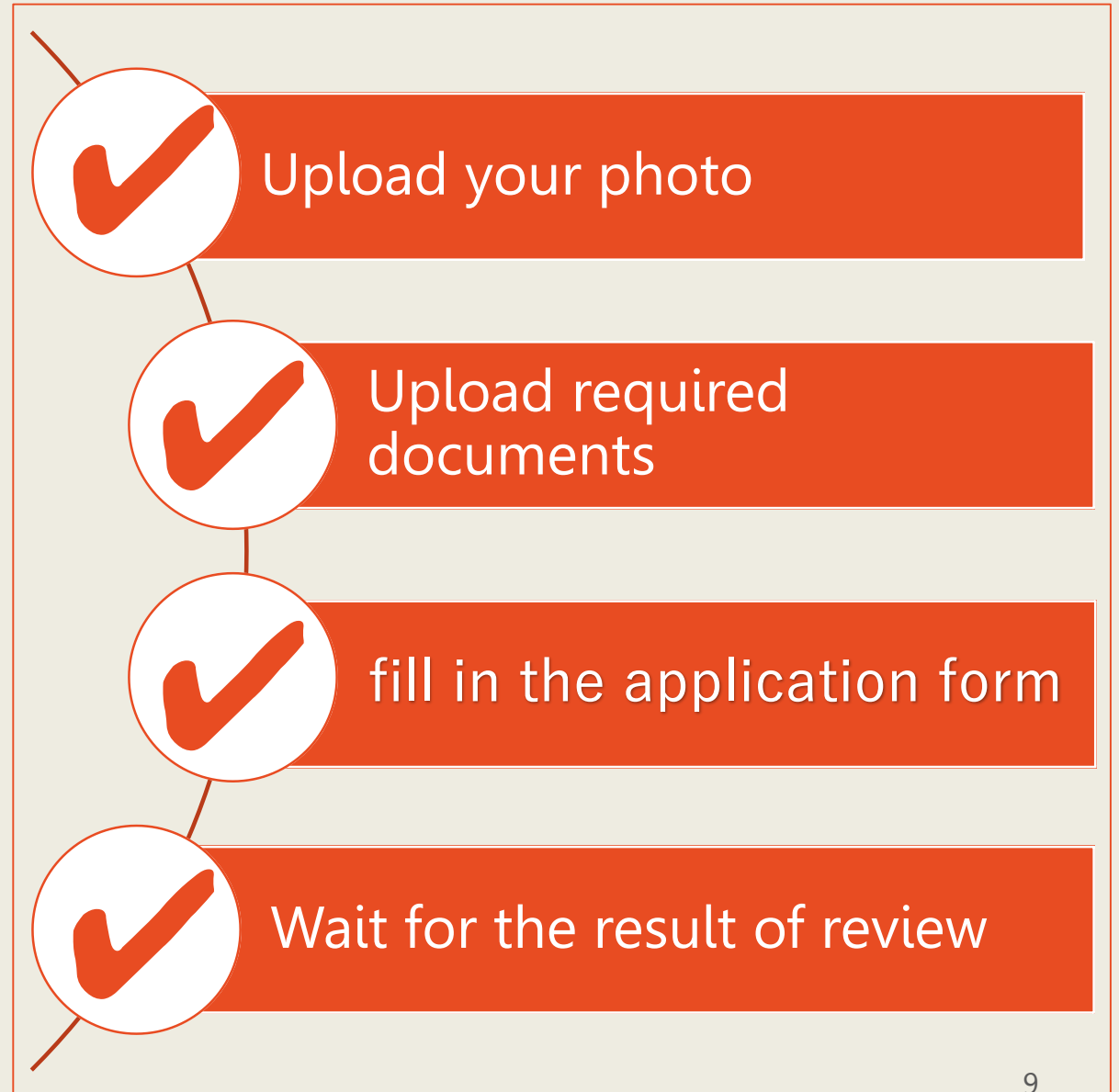
沒有選擇檔案

\*2. Passport

沒有選擇檔案

\*3. Resident Visa

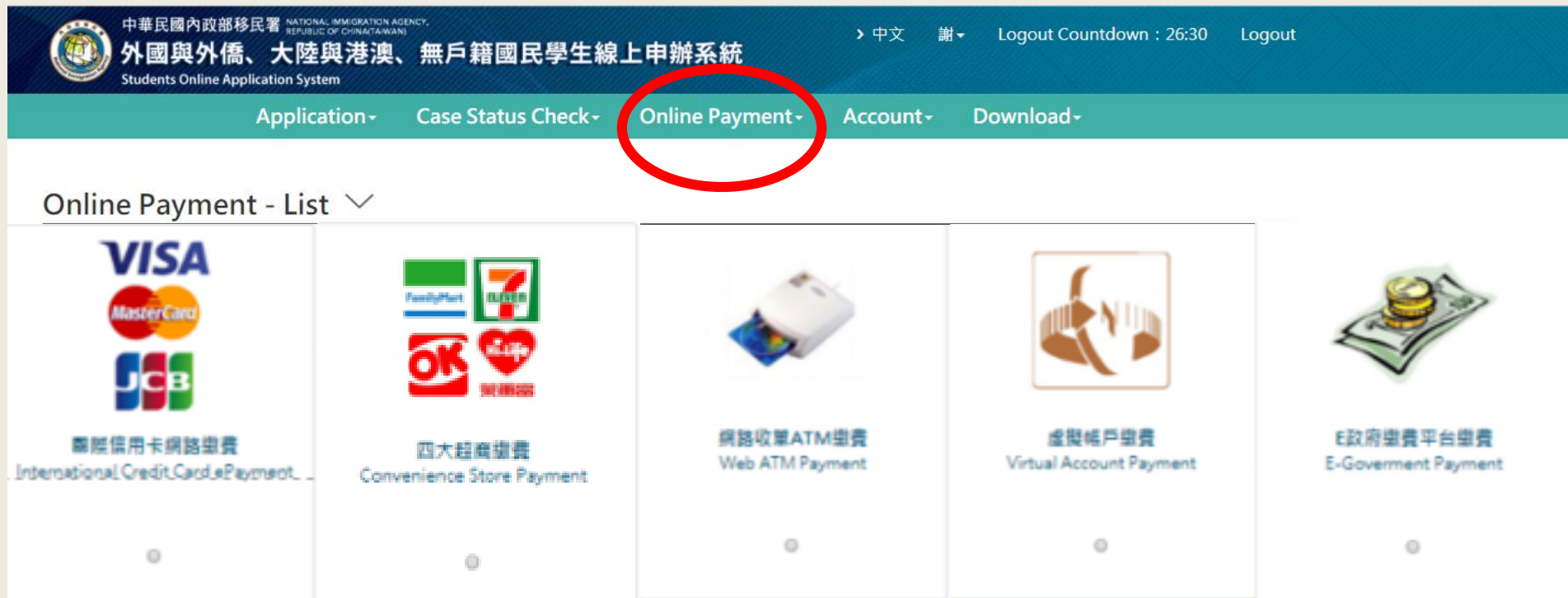
沒有選擇檔案



## D. Pay after approval

Pay after approval by NIA service centers → various payments options are available

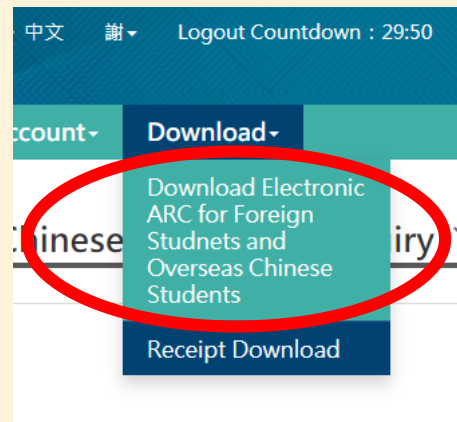
(Notice: payment at convenient stores will take 2-3 working days for transaction process)



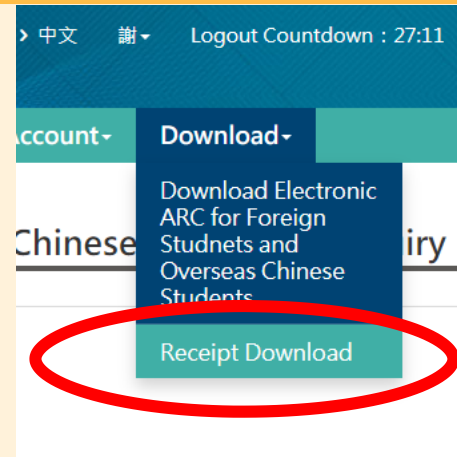
# E. Download and Print Out

1. Download and print out the Electronic ARC ( valid for 6 months)
2. Download the receipt, and get the ARC IC Card ( valid for 1 year )at NIA service centers

- Electronic ARC ( short-term language learning program or formal academic students with an admission permit)
- Print out



- ARC IC Card
- Print out the receipt and get the IC Card at NIA service centers (or authorize someone to collect IC Card on your behalf)



**If you have any further questions, please feel free to contact us:**

With regard to online operation/ system problems, please call Service Line : 02-2796-7162 。

Foreigners in Taiwan Hotline (available in 7 languages) :  
Domestic : 0800-024-111 Overseas : 886-800-024-111

Office hours of NIA service centers : 08:00 a.m. -5:00 p.m.,  
Monday to Friday